

ELEMENTARY SCHOOLS FACILITIES DISCUSSION

CONSTRUCTION DATES OF ELEMENTARY SCHOOLS

| <u>Elementary School</u> | <u>Year</u> <u>Constructed</u> | <u>Age Difference</u> |
|--------------------------|-----------------------------------|-----------------------|
| Orchard Park | 1955 | |
| Carmel Elementary | 1961 | +6 |
| Woodbrook | 1970 | +15 |
| Mohawk Trails | 1972 | +17 |
| Forest Dale | 1979 | +24 |
| Cherry Tree | 1989 | +34 |
| Smoky Row | 1992 | +37 |
| Prairie Trace | 1998 | +43 |
| Towne Meadow | 2000 | +45 |
| College Wood | 2004 | +49 |
| West Clay | 2006 | +51 |

EXCERPT FROM 2016 DEMOGRAPHIC STUDY FORECASTS

| | 2010-11 | 2011-12 | 2012-13 | 2013-14 | 2014-15 | 2015-16 | 2016-17 |
|------------|---------|---------|---------|---------|---------|---------|---------|
| Total: K-5 | 7201 | 7257 | 7207 | 7163 | 7062 | 6940 | 6948 |

| | 2017-18 | 2018-19 | 2019-20 | 2020-21 | 2021-22 | 2022-23 | 2023-24 | 2024-25 | 2025-26 | 2026-27 |
|------------|---------|---------|---------|---------|---------|---------|---------|---------|---------|---------|
| Total: K-5 | 6960 | 6889 | 6920 | 6878 | 6840 | 6758 | 6671 | 6579 | 6467 | 6380 |

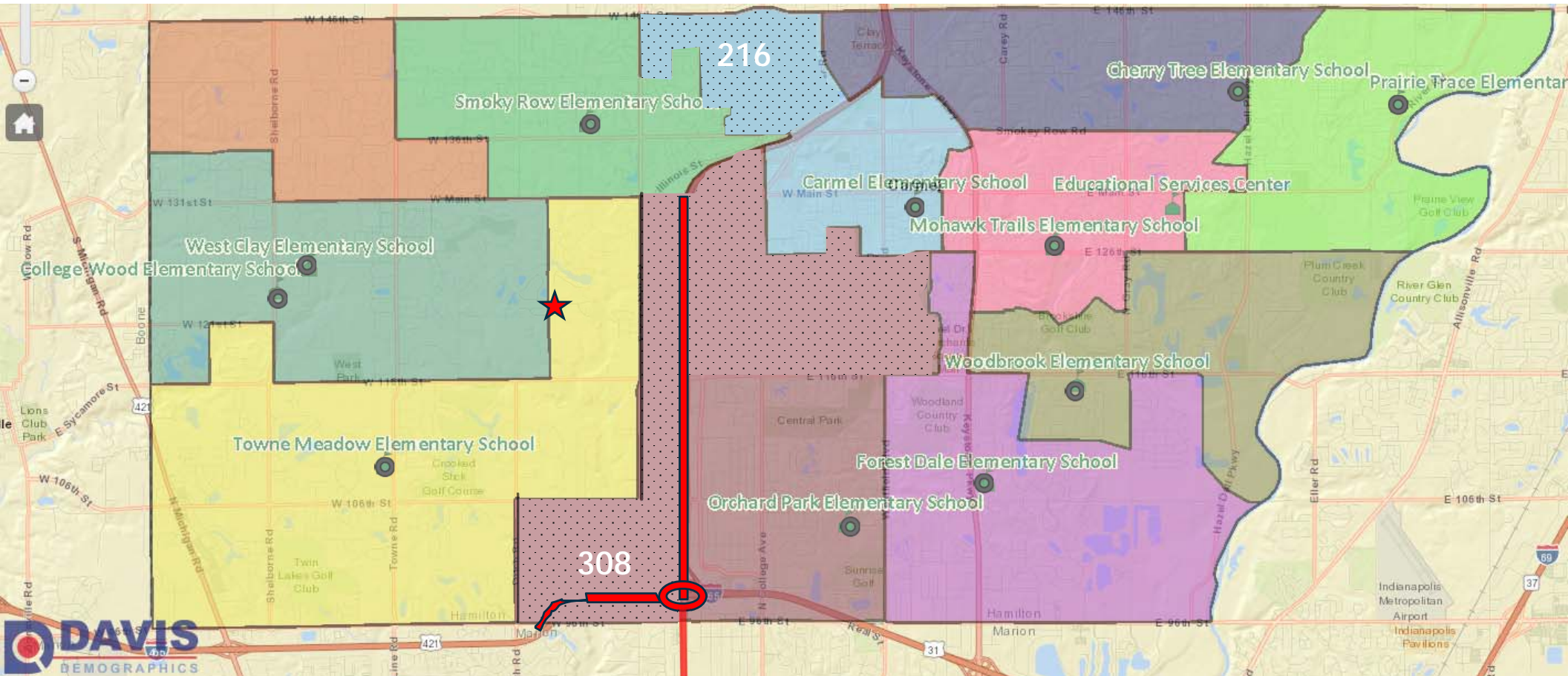
| | | | "Enrollment Decline" |
|-----------|---------------------------------|-------|----------------------|
| 2011-2012 | Peak Elementary Enrollment | 7,257 | |
| 2017-2018 | Current Elementary Enrollment | 7,032 | (226) |
| 2021-2022 | Projected Elementary Enrollment | 6,840 | (417) |
| 2026-2027 | Projected Elementary Enrollment | 6,380 | (877) |

ELEMENTARY SCHOOL CAPACITY/ENROLLMENT

| West of Meridian | | East of Meridian | |
|--------------------|---------------------|-------------------|---------------------|
| | Capacity/Enrollment | | Capacity/Enrollment |
| College Wood | 750/743 | Carmel Elementary | 530/480 |
| Smoky Row | 725/707 | Cherry Tree | 725/678 |
| Towne Meadow | 750/658 | Forest Dale | 750/633 |
| West Clay | 750/758 | Mohawk Trails | 675/576 |
| | | Orchard Park | 750/678 |
| | | Prairie Trace | 750/638 |
| | | Woodbrook | 700/483 |
| Total | 2,975/2,866 | | 4,880/4,166 |
| Empty Seats | 109 | | 714 |

Total 7,855/7,032 = 823 Empty Seats

ELEMENTARY DISTRICT BOUNDARIES MAP



West of Meridian

4 Schools
 3,137 Students
 Empty Seats – 109
 ★ 35 Acres of CCS Property

East of Meridian

7 Schools
 3,853 Students
 Empty Seats - 714

ELEMENTARY BOUNDARIES DATA

Carmel Elementary

Number of students North of 136th Street and West of US 31 216

Orchard Park Elementary

Number of students North of 116th Street and West of Meridian St. 308

Number of schools west of Meridian Street 4

Number of schools east of Meridian Street 7

ELEMENTARY SCHOOL - ANNUAL OPERATING COSTS

(GENERAL FUND)

| | <u>*Cost</u> |
|--|----------------|
| <u>Administration</u> | \$242,435 |
| <u>Office Support Staff</u> | \$126,353 |
| <u>Specials Teachers (Art, Music, Media, etc.)</u> | \$444,416 |
| <u>Custodians</u> | \$185,502 |
| <u>Instructional Assistants</u> | \$80,321 |
| <u>Utilities</u> | <u>150,000</u> |
| Subtotal | \$1,229,027 |


* All current employees will continue to have positions within Carmel Clay Schools.

ELEMENTARY SCHOOL - ANNUALIZED FACILITY COST

(CAPITAL PROJECTS/DEBT SERVICE FUNDS)

$$\frac{\$28,000,000 - \text{Facility/Maintenance Cost}}{35 \text{ years Useful Life}} = \$800,000 \text{ Per Year}$$

IMPACT OF ENROLLMENT ON THE EDUCATIONAL PROGRAM

- Elementary School Overhead Cost = \$2,029,027
 - Funding is per pupil, less overhead cost results in more money spent in the classroom.
 - Fewer students per grade level can have a negative impact on class size
- 
- A decorative graphic consisting of several parallel white lines of varying lengths, slanted upwards from left to right, located in the bottom right corner of the slide.

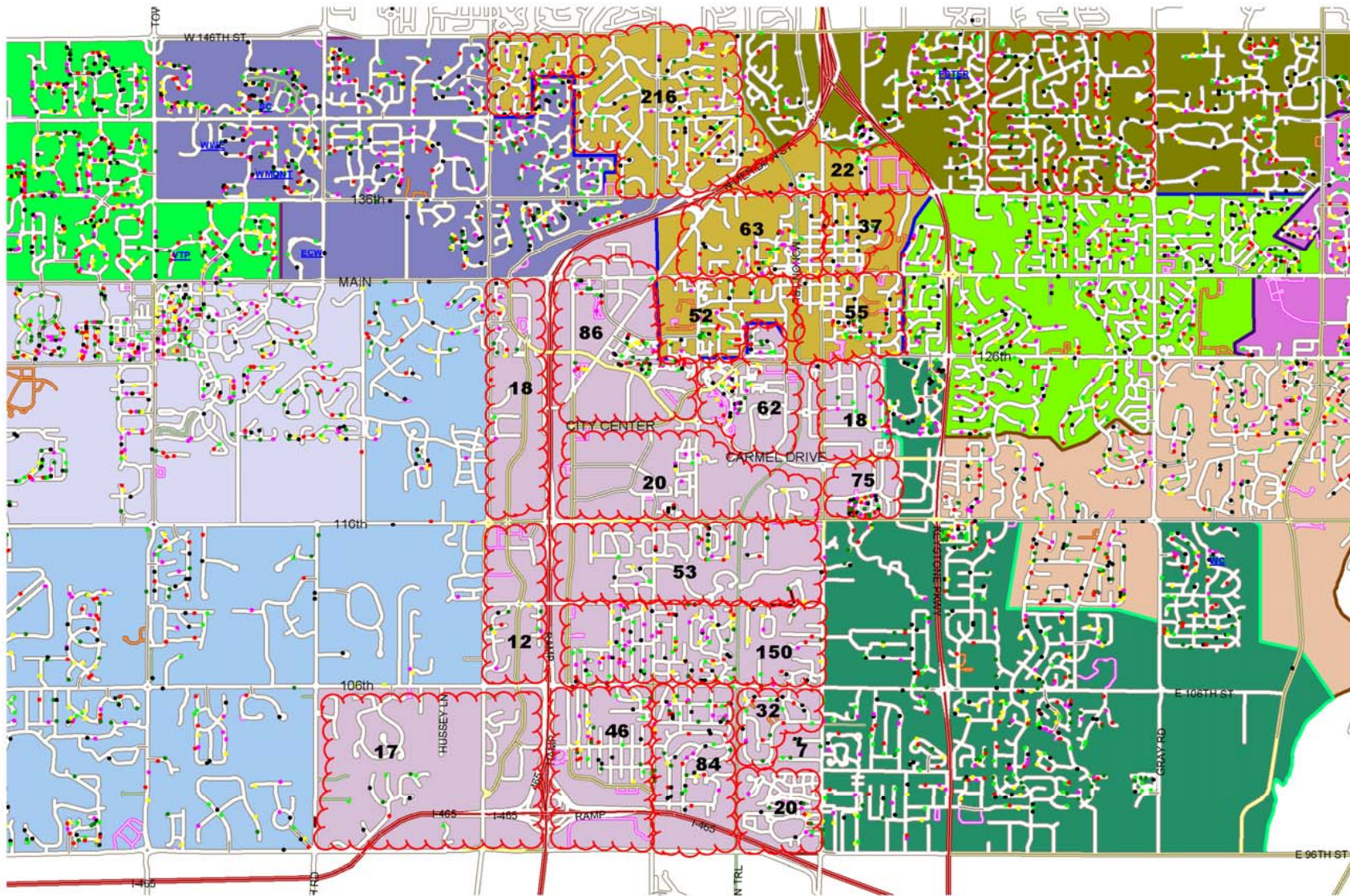
CARMEL ELEMENTARY AND ORCHARD PARK ELEMENTARY DATA

Carmel Elementary

| | |
|-------------------|---|
| Date of Occupancy | 1961 |
| Major Renovation | 1988 |
| Square Feet | 77,081 |
| Acreage | 17 |
| Capacity | 530 |
| Enrollment | 480 |
| Cost to Renovate | \$22 million which equals 80 - 90% the cost of a new school |

Orchard Park Elementary

| | |
|-------------------|---|
| Date of Occupancy | 1955 |
| Major Renovation | 1992 |
| Square Feet | 90,670 |
| Acreage | 12 |
| Capacity | 750 |
| Enrollment | 678 |
| Cost to Renovate | \$21 million which equals 75 - 85% the cost of a new school |



EXCERPT FROM 2017 H. J. UMBAUGH REPORT

CARMEL CLAY SCHOOLS

SUMMARY OF ESTIMATED DEBT SERVICE TAX RATES

| Budget Year | Total Existing Debt Service/ Lease Rental (Unaudited) (1) | Unreimbursed Textbooks (2) | Proposed \$8,195,000 General Obligation Bonds of 2018 (3) | Proposed \$36,400,000 General Obligation Bonds of 2020 (4) | Proposed \$38,900,000 General Obligation Bonds of 2024 (5) | Total Existing and Proposed Debt Service/ Lease Rental (6) | Estimated Debt Service Tax Levy (7) | Net Assessed Value (8) | Estimated Combined Debt Service Tax Rate (6) (11) |
|-------------|--|-------------------------------|--|---|---|---|--|---------------------------|--|
| 2017 | \$24,897,602 | \$47,405 | | | | \$24,945,007 | \$23,318,347 | \$7,170,463,495 | \$0.3252 |
| 2018 | 23,665,862 | 32,958 | | | | 23,698,820 | 21,490,776 | 7,398,661,571 | 0.2905 |
| 2019 | 20,392,069 | 32,958 | \$2,853,818 | | | 23,278,845 | 21,881,006 | 7,546,634,802 | 0.2899 |
| 2020 | 18,658,700 | 32,958 | 5,724,609 | | | 24,416,267 | 21,485,958 | 7,697,567,498 | 0.2791 |
| 2021 | 16,869,000 | 32,958 | | \$6,293,263 | | 23,195,221 | 22,762,680 | 7,851,518,848 | 0.2899 |
| 2022 | 17,030,000 | 32,958 | | 9,683,438 | | 26,746,396 | 23,214,514 | 8,008,549,225 | 0.2899 |
| 2023 | 14,441,000 | 32,958 | | 8,131,381 | | 22,605,339 | 19,545,475 | 8,168,720,210 | 0.2393 |
| 2024 | 11,697,000 | 32,958 | | 8,130,638 | | 19,860,596 | 12,898,757 | 8,332,094,614 | 0.1548 |
| 2025 | | 32,958 | | 8,133,769 | \$5,598,214 | 13,764,941 | 12,828,485 | 8,498,736,506 | 0.1509 |
| 2026 | | 32,958 | | | 9,275,663 | 9,308,621 | 8,504,821 | 8,668,711,237 | 0.0981 |
| 2027 | | 32,958 | | | 9,281,388 | 9,314,346 | 8,510,052 | 8,842,085,461 | 0.0962 |
| 2028 | | 32,958 | | | 9,284,425 | 9,317,383 | 8,512,827 | 9,018,927,170 | 0.0944 |
| 2029 | | 32,958 | | | 9,282,563 | 9,315,521 | 8,511,125 | 9,199,305,714 | 0.0925 |

For more information...

